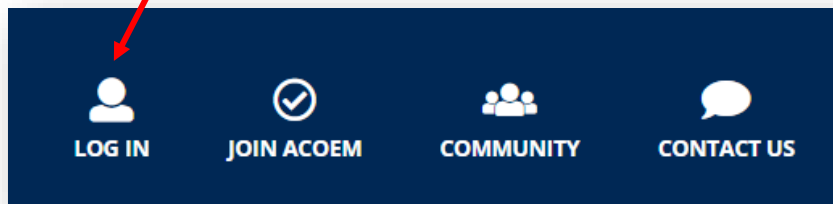


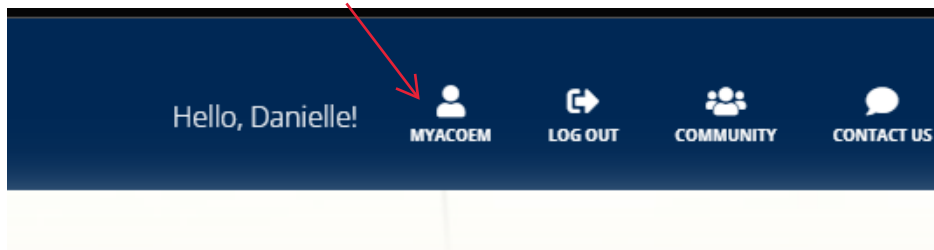
Thank you for purchasing an online activity from ACOEM!

Follow the instructions below to access your online course transcripts.

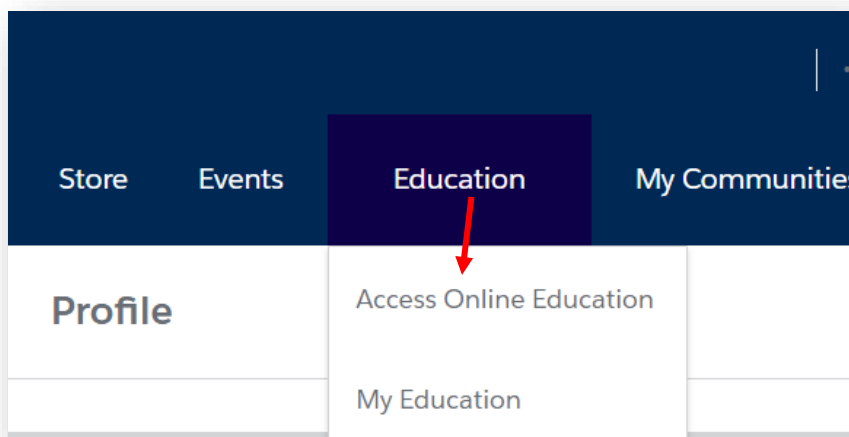
1. Go to www.acoem.org
2. Click on the LOG IN button in the horizontal blue navigation bar across the top of the screen




3. Once you are logged in, navigate to MyACOEM.



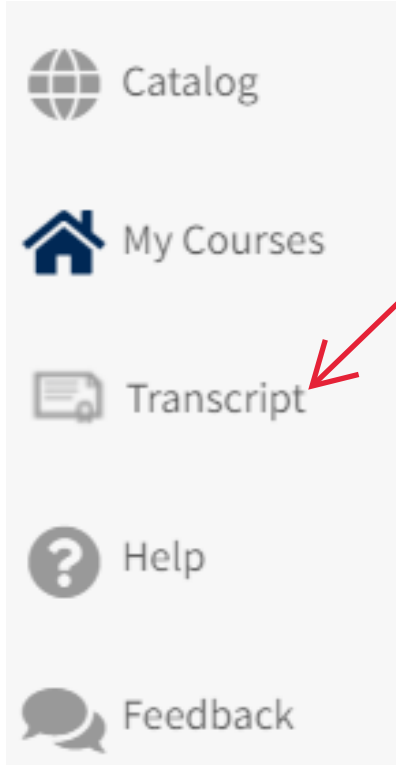
4. This will take you to a new screen where you will navigate to Education then to Access Online Education which will allow you to access your online transcript and certificates.





Accessing Online Transcripts

5. You have now accessed the online learning platform!
6. Click on the Transcript tab, and you will be able to download a copy of your CME certificates.



7. You should see all of your courses under that tab. Just click on the course title to access the content.

Questions? Please call ACOEM at 847.818.1800 or email educationinfo@acoem.org.